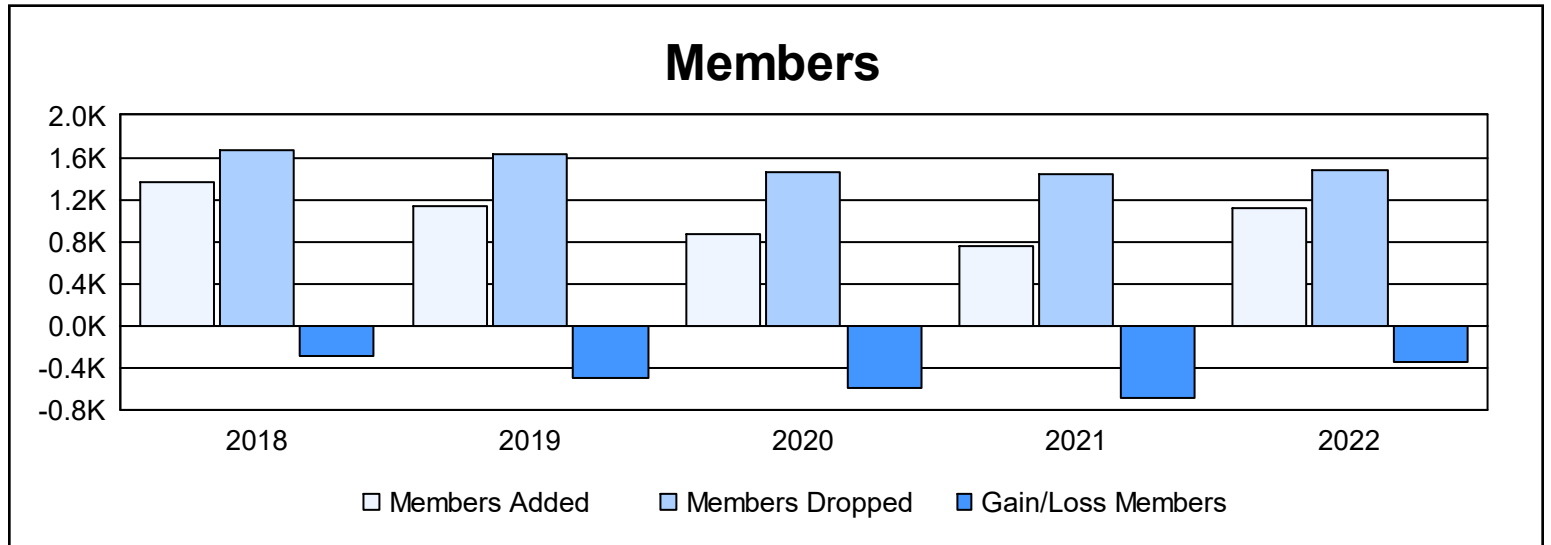
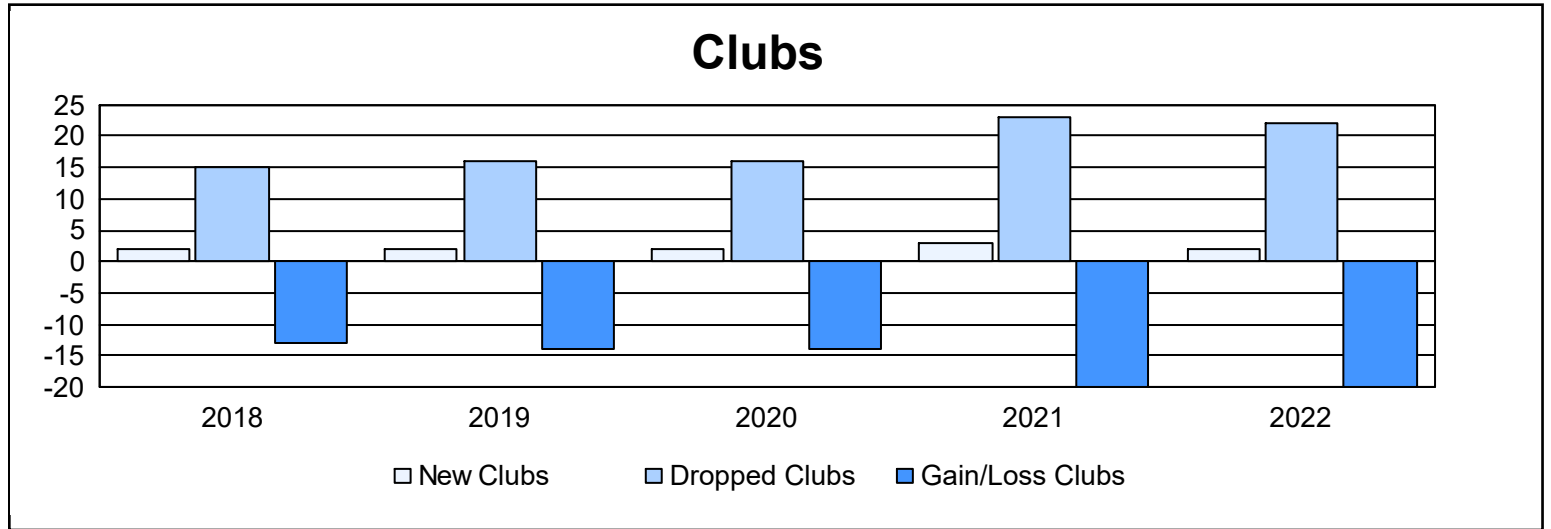
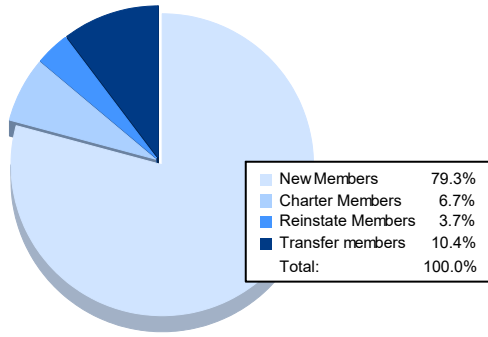


| Year           | New Clubs | Dropped Clubs | Gain/ Loss Clubs | New Members | Charter Members | Reinstate Members | Transfer Members | Total Member Added | Total Members Dropped | Gain/ Loss Members |
|----------------|-----------|---------------|------------------|-------------|-----------------|-------------------|------------------|--------------------|-----------------------|--------------------|
| 2017-2018      | 2         | 15            | -13              | 1,158       | 52              | 43                | 113              | 1,366              | 1,665                 | -299               |
| 2018-2019      | 2         | 16            | -14              | 934         | 60              | 32                | 100              | 1,126              | 1,622                 | -496               |
| 2019-2020      | 2         | 16            | -14              | 629         | 73              | 51                | 112              | 865                | 1,456                 | -591               |
| 2020-2021      | 3         | 23            | -20              | 538         | 96              | 31                | 93               | 758                | 1,438                 | -680               |
| 2021-2022      | 2         | 22            | -20              | 888         | 75              | 41                | 116              | 1,120              | 1,469                 | -349               |
| <b>Average</b> | <b>2</b>  | <b>18</b>     | <b>-16</b>       | <b>829</b>  | <b>71</b>       | <b>40</b>         | <b>107</b>       | <b>1,047</b>       | <b>1,530</b>          | <b>-483</b>        |



### Membership Composition June 2022 Cumulative



### Gender Composition June 2022 Cumulative

